

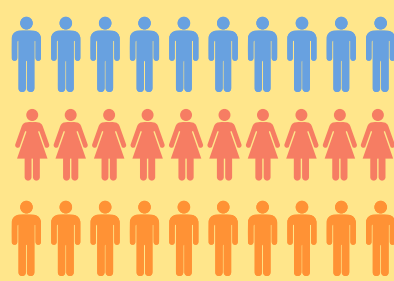
# HIPPY USA

Home Instruction for Parents of Preschool Youngsters

## EOY REPORT PROGRAM YEAR '15-'16

**16,263 KIDS**

thousands of kids  
received home instruction  
from parents or guardians  
thanks to HIPPY



**FAMILIES**



**14,475**

committed to increasing  
literacy and parent/child  
interaction in the home  
through the HIPPY  
program



**1,078  
EMPLOYEES**

home visitors: 74%

former HIPPY parents: 29%

avg. hrs. worked weekly: 31.5

**34.7M**

more minutes of  
interaction between parents  
and children delivered

**29.8K**

hours of professional  
development for HIPPY staff

**9.1K**

home visits occurred on  
average each week

**"A LOVE OF LEARNING BEGINS AT HOME"**

Visit us @hippyusa.org

# HIPPY USA

Home Instruction for Parents of Preschool Youngsters

## EOY REPORT PROGRAM YEAR '15-'16

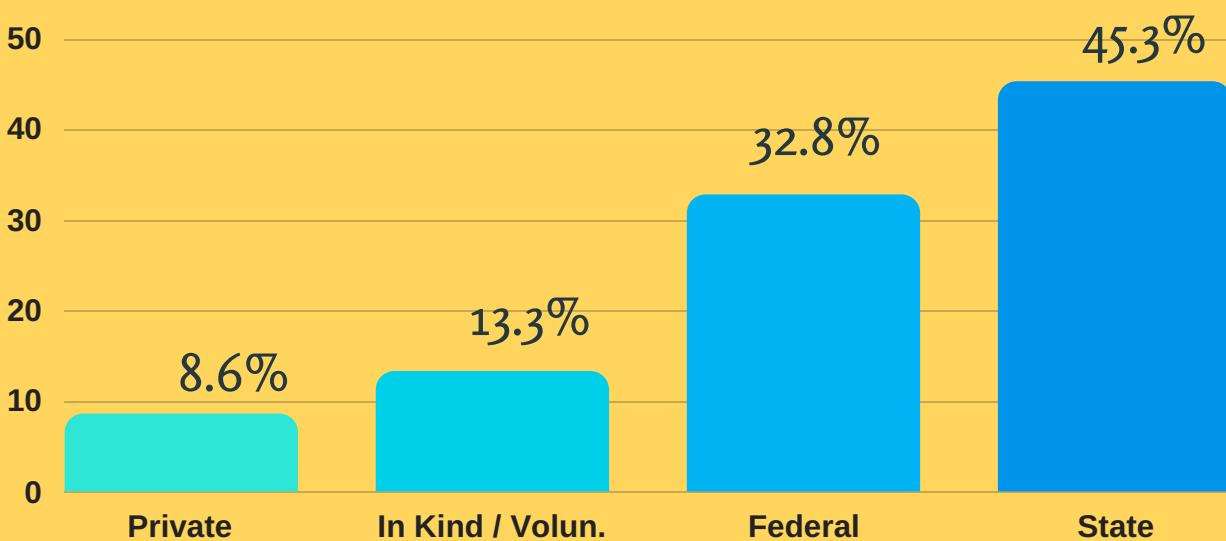
### FINANCIAL SUPPORT

# \$37.9M

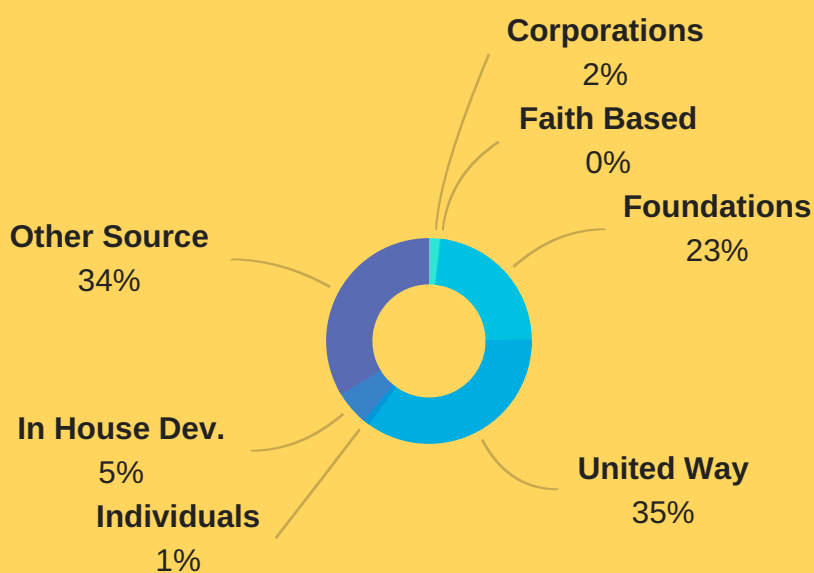
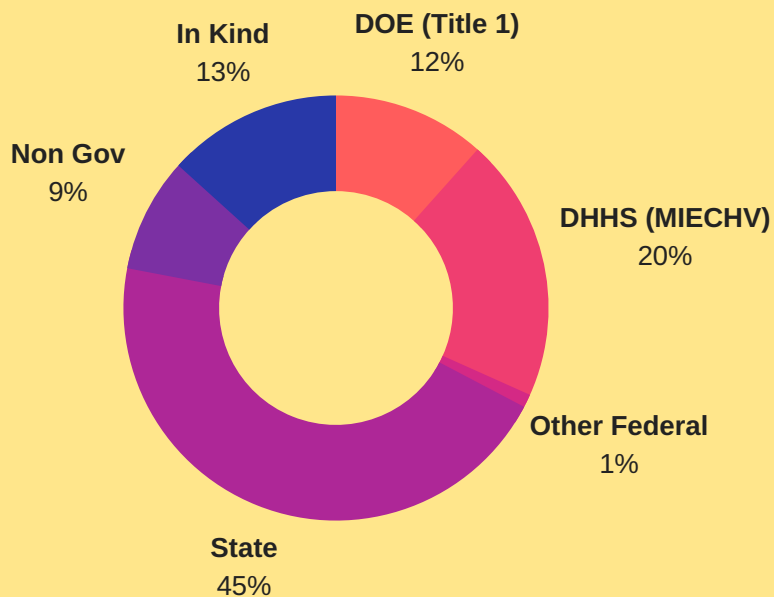


was the combined budgets from state, federal, and private funding for HIPPY programs nationwide.

### THE BREAKDOWN



### SOURCES



### NON GOVERNMENT

## TOTAL = 3.3 MIL

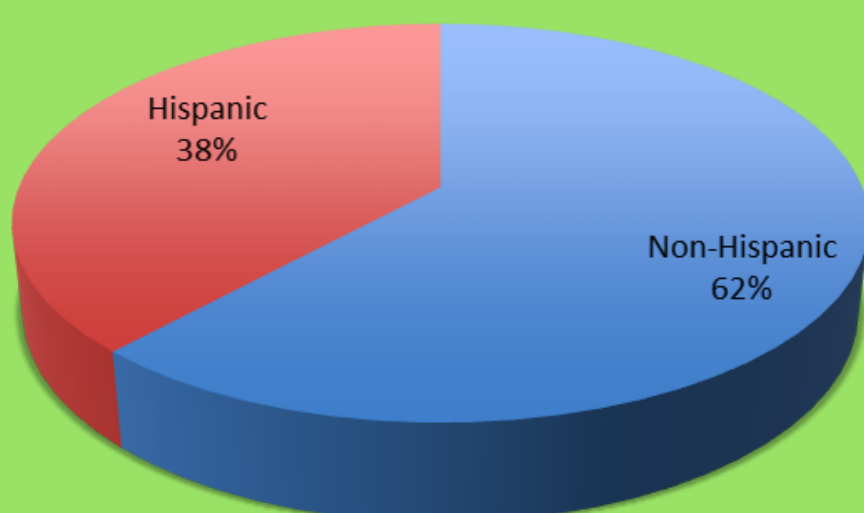
"A LOVE OF LEARNING BEGINS AT HOME"

follow up on twitter: @hippyusa

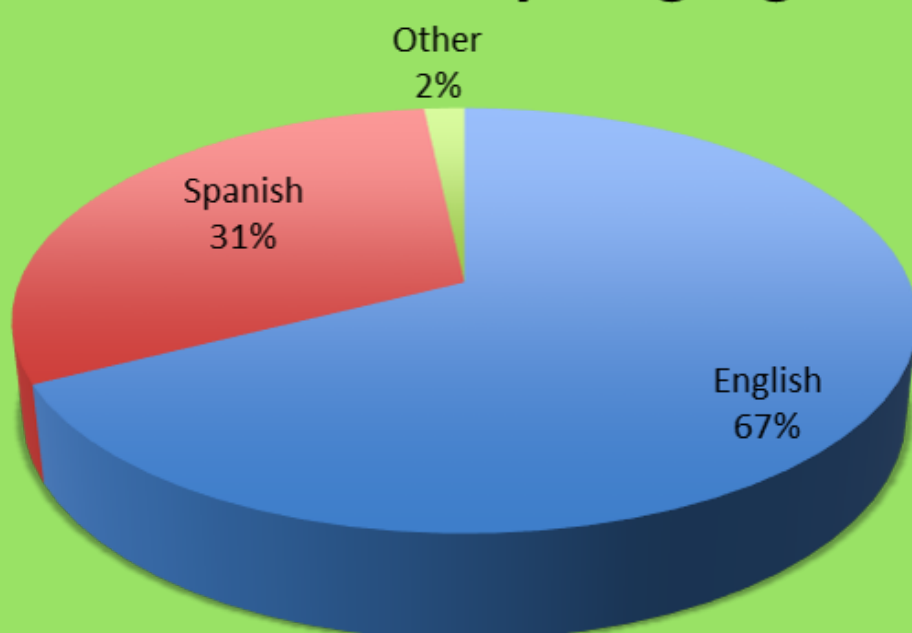
# HIPPY USA

Home Instruction for Parents of Preschool Youngsters

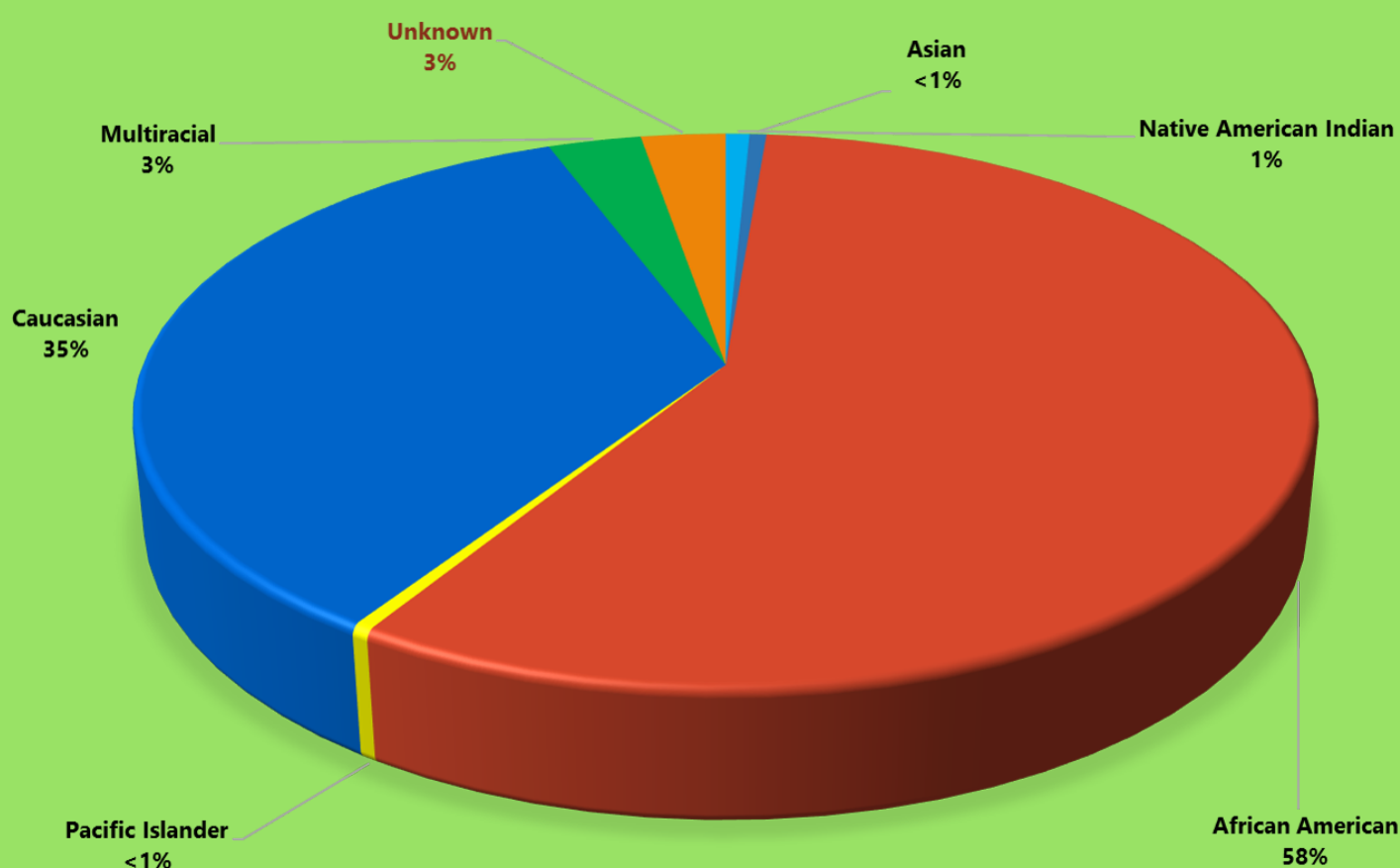
## Adult Ethnicity



## Adult's Primary Language



## FAMILIES: RACE



# HIPPY USA


## Home Instruction for Parents of Preschool Youngsters

### FAMILIES: INCOME

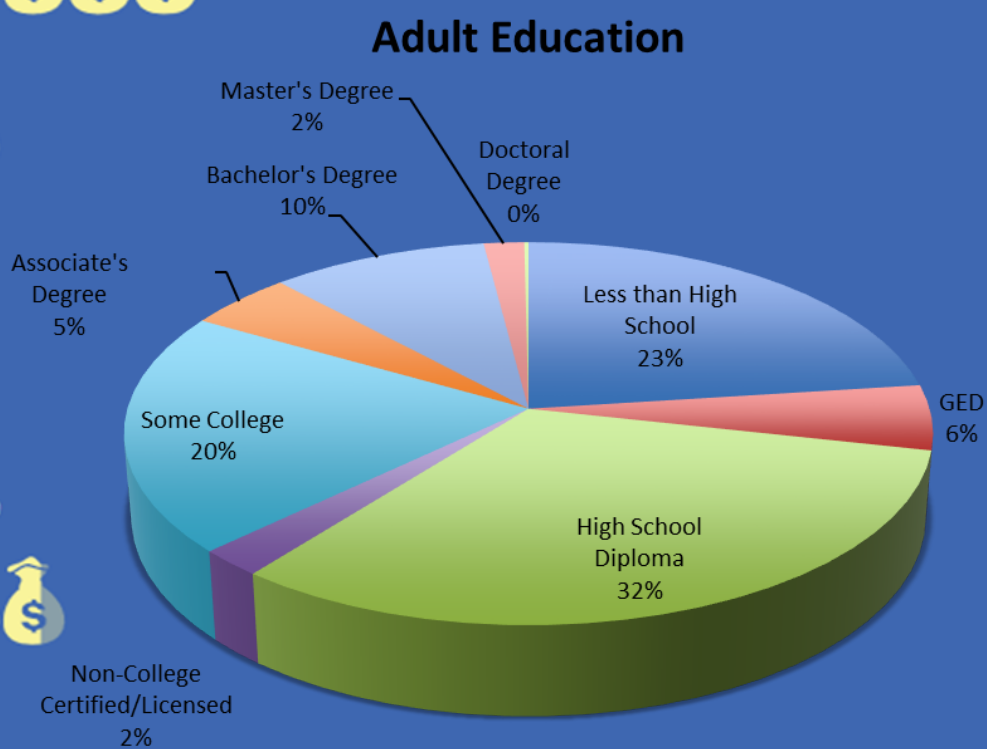
5,997   
*Less than 20,000*

2,898   
*20,001-40,000*

993   
*40,001-60,000*

730   
*Greater than 60,000*

3,613   
*Did not Answer*



# HIPPY USA

Home Instruction for Parents of Preschool Youngsters

## CHILDREN SERVED: AGE

**7,538**   
*Children Year 1 Age 3*

**6,599**   
*Children Year 2 Age 4*

**2,033**   
*Children Year 3 Age 5*

### ABOUT THE KIDS

37.5% are Hispanic  
49.8% are girls | 50.2% are boys  
68% say English is primary language  
29% say Spanish is primary language

### ABOUT THE STAFF

151 Coordinators | 26 Asst. Coord.  
805 Home Visitors  
58.3% FTEs | 41.3% PTEs  
210 Positions are MIECHV Funded  
104 Positions AmeriCorps Funded  
96% are English Speakers  
33% are Spanish Speakers  
34%-Hispanic/Latino | 32%-Caucasian  
30%-African American